



Queensbury Union Free School District

Empower all students to be lifelong learners, inspired to pursue their dreams and contribute to the global community.

Impact of Community's Vision, GEA Cuts on Local Schools



Community Forum

March 4, 2014



Your Vision for Queensbury Schools


- A **vision** inspired by the Community Education Summit:

“Our district will inspire and facilitate a student-centered learning environment that supports cross-curricular teaching, encourages instructional, professional and student collaboration, and seamlessly integrates technology in spaces where creativity, community and individuality coexist and thrive.”



Realizing the Vision

- To realize your vision, schools must:
 1. **Maintain existing, high-quality programs/services**
 - Core offerings, advanced and extracurricular programs, sports, fine arts, enrichment
 2. **Meet increasing state and federal standards**
 - Common Core, APPR, Race to the Top
 3. **Prepare students for next gen opportunities**
 - Grant-funded programs such as Early College High School, Project Lead the Way, International Baccalaureate
 4. **Invest in technology and learning facilities**
 - Grant-funded learning tools, capital projects





Challenge #1: Gov. Cuomo's Budget

- **Impact of Gov. Cuomo's executive budget proposal on QUFSD in 2014-15:**
 - **\$2.4 million** Gap Elimination Adjustment, a state aid reduction (\$16 million lost to GEA since 2009-10)
 - **1.37%** state aid increase after GEA (+\$273,413)



Advocacy Issue – Learn More, Take Action!

www.queensburyschool.org/advocacy

“GEA Statewide”

<http://www.youtube.com/watch?v=Cowx99Q2O88>

Handouts

B, C



Challenge #1: Gov. Cuomo's Budget

- New mandates increase expenses:

- **2014-15:** Statewide universal full day pre-K, Smart Schools bond referendum, SUNY STEM scholarships, Teacher Excellence Fund, college for inmates
- **2012:** APPR
- **2010:** Dignity for All Students Act; Healthy, Hunger-free Kids Act
- **2009:** Race to the Top, Common Core
- **2001:** No Child Left Behind Act
- **1994:** Shared Decision Making
- **1991:** Compact for Learning
- **1984:** Regents Action Plan





Challenge #1: Gov. Cuomo's Budget

- **Smart Schools bond referendum**
 - Use for technology infrastructure, broadband or wireless connectivity, pre-K instructional space
 - \$1.9 million allotted for QUFSD
 - **Concern:** Long-term borrowing for short-term technology
- **Statewide universal full-day pre-K**
 - \$1.5 billion over 5 years to *begin* implementation.
 - Full implementation estimated at >\$1.5 billion/year.
 - **Concern:** Becomes another underfunded mandate

***The initiatives sound promising,
but if the GEA continues...***



Challenge #1: Gov. Cuomo's Budget

- **SUNY STEM scholarships**
 - Full scholarships for top 10% of HS graduates who work in STEM careers in NY for 5 years after college
- **Teacher Excellence Fund**
 - Teachers rated “highly effective” eligible to receive up to \$20,000 annually
- **College for inmates**
 - Publicly fund associate's and bachelor's degrees at 10 prisons, \$5,000 a year/inmate

***How can we pay for new programs when
K-12 education is still not fully funded?***



Challenge #1: Gov. Cuomo's Budget

- **Property tax freeze**

- Tax savings paid by state to homeowners in 2014, 2015
- For homeowners to be eligible, school districts must:
 - Year 1 – Stay within tax levy cap
 - Year 2 – Stay within tax levy cap, agree to regional plan coordinated by largest school district for savings equal to 1%, 2% and 3% of participants' total tax levy over three-year period

- **Concern: With continuation of GEA, would result in more reductions to staff, programs and services.**

No credit for past efficiency efforts.

Forced regionalization.

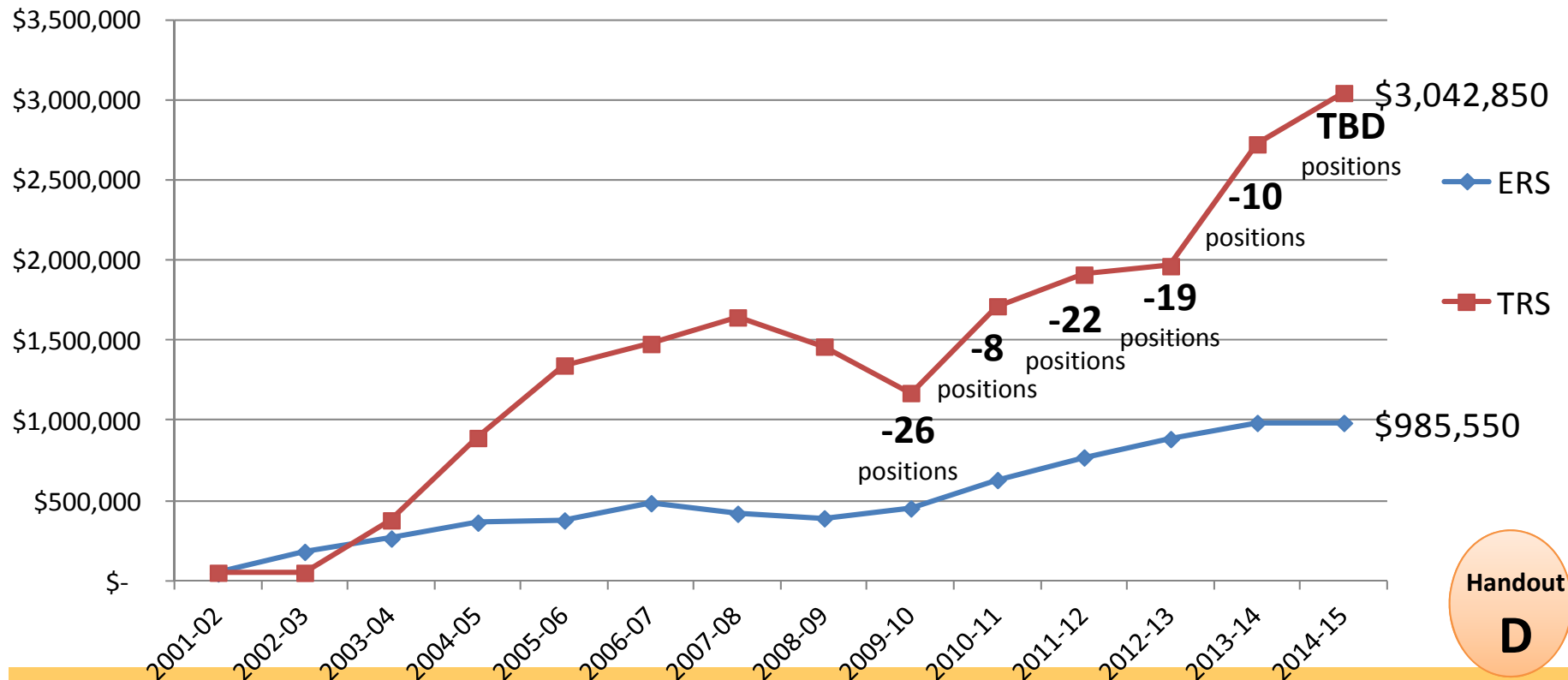




Challenge #2: Rising Costs

Costs such as state-mandated pension contributions climbing steadily...

QUFSD Contributions to Teachers' and Employees' Retirement Systems



Handout

D



Challenge #3: Cap on Local Revenue

Property tax levy cap limits local revenue.

- Maximum allowable tax levy increase:
 - 2012 tax levy cap = 4.23%
Actual levy increase = 2.18%
 - 2013 tax levy cap = 5.08%
Actual levy increase = 2.93%
 - **2014 tax cap = 1.45%**
(\$435,752 for QUFSD)



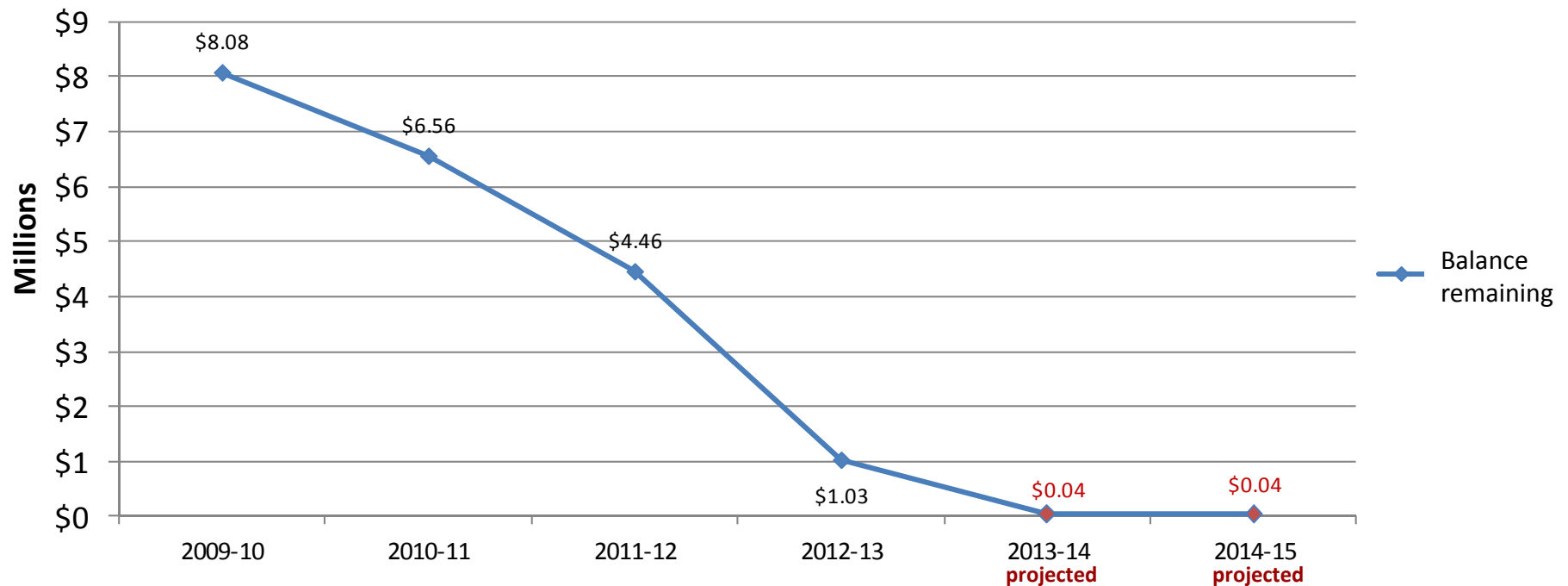
“New York State’s Property Tax Cap”
<http://www.youtube.com/watch?v=AEqU8nYXXs>



Dealing with Challenges #1, 2, 3: Draining reserve funds

**Covering lost state aid by reducing EBALR reserves,
but fewer funds available every year.**

QUFSD's Employee Benefits & Accrued Liability Reserve Fund





Dealing with Challenges #1, 2, 3: Past Budget Reductions

Already made many difficult reductions and used most cost-control options...

QUFSD Budgets	2009-10	2010-11	2011-12	2012-13	2013-14	TOTAL
Personnel Reductions	26 positions - \$1,200,000	8 positions - \$570,000	22 positions - \$1,300,000	19 positions - \$1,350,500	10 positions -\$581,613	85 positions -\$5,002,113
Non-personnel Reductions	- \$300,000	- \$755,000	- \$285,500	- \$280,000	-\$849,227	- \$2,469,727

Only painful ones remain.



2014-15 Budget Projections

- Projected budget gap: \$1.3 million

	Scenario 1	Scenario 2	Scenario 3
REVENUE			
State Aid	1.37%	1.37%	1.37%
Local Tax Levy Increase	1.45%	2.93%	1.45%
GEA restoration (\$2.4 million state aid cut)	0%	0%	???
COST-SAVINGS			
Health Insurance (down from 8% projection)	5%	5%	5%
Retirements	(\$450,000)	(\$450,000)	(\$450,000)
BUDGET GAP	(\$750,000)	(\$304,456)	???



2014-15 Budget Reductions

Reductions under consideration to close the projected budget gap:

2014-15 Budget	Scenario 1	Contingent Budget
Budget Gap	\$750,000	\$1.09 million
Gap Closing Reductions & Cost-saving Options	Personnel (for example): 7 teaching positions 1 special education teaching position (attrition) 1 art position (attrition) 1 English position (attrition) 1 foreign language position (attrition) 1 science position (attrition) 5-7 support staff positions (e.g., aides, TAs, clerical) Non-personnel: Few, if any, reductions left to make	Scenario 1 reductions plus Personnel: additional 5.5 instructional staff positions



2014-15 Tax Levy Projections

Tax levy considerations:

- Maximum allowable tax levy increase = **1.45%**
- **If GEA continues**, to close budget gap:
 - Exceed cap (requires super majority vote, 60% approval)
 - Reduce programs, services, staff

	2009-10	2010-11	2011-12	2012-13	2013-14	2014-15	Average
Actual Tax Levy Increase in Budget	0.31%	0.82%	1.13%	2.18%	2.93%	TBD%	1.47%
Tax Levy Cap	N/A	N/A	N/A	4.23%	5.08%	1.45%	3.59%



Impact of Tax Levy

- Tax levy increase scenario for average assessed home value of \$165,000 (market value \$206,250):

School Year	Tax Levy Increase	Tax rate per \$1,000	Estimated tax on assessed value \$165,000	\$ Change
2013-14	2.93%	\$18.5625	\$3,063	
2014-15 scenarios 1 , 3 at tax levy cap	1.45%	\$18.8317	\$3,107	+ \$44
2014-15 scenario 2 exceeds cap	2.93%	\$19.1064	\$3,153	+ \$90

- Tax figures prior to exemptions



Additional Propositions: Infrastructure Capital Project

- Capital project up for vote in May:
 - *Why?* To work towards achieving community's vision
 - Scope of investment in learning facilities:
 - Reconfigure ES and WHBI main entrances for increased security
 - Replace aging roofs (1988)
 - Replace failing boilers
 - Emergency lighting
 - Storage
 - High school locker room shower repairs
 - Electrical/plumbing repairs
 - Track resurfacing



Additional Propositions: Infrastructure Capital Project

- Capital project total = \$8.9 million
- **No additional local tax impact:**
 - State building aid = 70.9 percent of project cost
 - Local share covered by existing amount budgeted annually for small capital projects (est. \$300,000)
 - Energy efficiency = \$2.1 million in savings/cost avoidance





Additional Propositions: Bus Purchase

- Bus purchase likely up for a vote in May:
 - **Eight 72-passenger school buses**
 - **One 32-passenger wheelchair bus**
 - *Why?*
 - Replacing nine buses (2002 and 2003 models), so maintaining current fleet size
 - 10-year replacement cycle avoids more costly repairs when warranties run out
 - Newer buses keep emissions near zero with new clean diesel technology
 - None purchased last year
-



Additional Propositions: Bus Purchase

- Total local cost = \$385,552
 - Includes principal, interest
 - Paid for and state aided over 5 years
 - Cost based on:
 - Bus purchase = \$983,550
 - State transportation aid = 65%
 - Trade-in savings = \$26,700
- No budget impact until 2015-16





Next Steps

- Work to implement vision continues:
 - Faculty/staff discussions
 - Potential for future capital project work based on re-imagined learning spaces
- Budget adoption in April
- Vote on budget, propositions:

Tuesday, May 20

10 a.m. – 8:30 p.m.

QES Gym



Group Discussions

Question #1

If the Gap Elimination Adjustment is not restored in the adopted state budget, the Board of Education will likely have to close a \$750,000 budget gap.

- A. What concerns or questions do you have regarding the faculty and staff reductions under consideration to close that gap?
 - B. How would you feel if the budget proposal exceeded the district's tax levy cap, as one measure in closing the gap?
-



Group Discussions

Question #2

In May voters will consider an infrastructure capital project to address issues with aging roofs, health- and safety-related infrastructure, energy efficiency, and facilities used by students.

- A. What questions or concerns do you have about the project?
 - B. How would your concerns affect your willingness to support the project?
-



Thanks for coming!

Drive safely and don't forget to...

- **Learn more:** www.queensburyschool.org/budget
- **Advocate:** www.queensburyschool.org/advocacy
- **Vote:**

Tuesday, May 20

10 a.m. – 8:30 p.m.

QES Gymnasium
